

PARENT GUIDE



CHECK-IN: Monday

We will call you to schedule your drop off time.

During check in, please be prepared to meet the nurse, review health records, and discuss medications.

PICK-UP Friday 12:30-2pm

You will pick up your camper on the second Friday of camp. The person collecting your camper must bring Photo ID.

2024 Camp Sessions

Campers ages 7-11







Session 1 July 1 - July 12
Session 2 July 15 - July 26
Session 3 July 29 - August 9



Campers ages 12-15

Session 4 August 12 - August 17
Session 5 August 18 - August 23

Important Information

-  Please do not send your camper with any valuables such as money, phones, radios, jewelry, electronic games etc. She will not need them at camp.
-  Please do not store any medication in your camper's luggage. All medication needs to be given to the camp nurse during drop off.
-  Pack all of your camper's belongings in duffel bags, or other soft material bags.
-  Please label all of your camper's clothing and property with her full name.
-  Please do not send your camper with food or snacks of any kind. Campers will receive hot meals and snacks throughout the camp day.
-  Although you may miss your camper and may want to contact her, phone calls directly to her are discouraged. You can call the camp and speak with the director or a counselor to find out how your camper is doing.

✓ Packing List (please label items):

- | | | |
|---|--|--|
| <input type="checkbox"/> 12 Shirts | <input type="checkbox"/> 14 Pairs of Socks | <input type="checkbox"/> 2 Towels |
| <input type="checkbox"/> 2 Pairs of Pants | <input type="checkbox"/> 1 Pair of Flip-Flops | <input type="checkbox"/> 1 Blanket |
| <input type="checkbox"/> 8 Pairs of Shorts | <input type="checkbox"/> 1-2 Pairs of Sneakers | <input type="checkbox"/> 1 Pillow & Pillowcase |
| <input type="checkbox"/> 1 Long Sleeve T-Shirt | <input type="checkbox"/> 1 Jacket/Sweatshirt | <input type="checkbox"/> 1 Twin Fitted & Flat Sheet |
| <input type="checkbox"/> 1 Nice Outfit for Special Dinner | <input type="checkbox"/> 2 swimsuits | <input type="checkbox"/> 5-10 Stamps & Stationery |
| <input type="checkbox"/> 14 Pairs of Underwear | <input type="checkbox"/> 1 Comb & Brush | <input type="checkbox"/> Swimming Goggles (optional) |
| <input type="checkbox"/> 2 Pairs of Pyjamas/Nightgown | <input type="checkbox"/> 1 Toothbrush & Paste | <input type="checkbox"/> Medication in a labeled bag to be given to the nurse if needed. |
| <input type="checkbox"/> Pull-ups (if needed) | <input type="checkbox"/> Feminine Hygiene Products (if needed) | |

Frequently Asked Questions:

How can I prepare my camper for summer camp?

It is important to include your camper in the decision to go to summer camp. Talk to her about the reasons why camp would be a good idea for her to attend. Talk about the activities she will do, the friends she will make, and the fun she will have! You can also bring her to our open house day prior to camp to let her walk around and get an idea of what camp will be like! Our open house date for 2023 is Saturday March 18 from 11am-3pm.

What should my camper bring to camp?

Please do not send any valuables to camp. We do not allow campers to have cell phones, video games, or any electronics. A packing list is provided in this guide. These are the only things she will need. Please write your camper's full name on everything. You will have to pack enough clothes to last the entire two weeks as we do not do laundry for the campers.

Should my child bring toiletries to camp?

We provide basic soap and shampoo for campers in the showers and bathhouses. We provide sunblock and deet-free bug repellent.

What if my child is homesick?

Our staff are trained to identify and manage homesick campers. We have found that involvement in activities and some special attention usually provides a quick cure. However, some campers need more time than others to adjust to their new surroundings. If you should receive a letter that indicates your daughter has been homesick, please give us a call. In most cases the episode is over before the letter reaches home, but your call will help alert us to any potential problem.








How do I stay in touch with my child?



Write a letter! Campers LOVE to receive letters at camp. Campers are given the opportunity to write letters daily. Please provide pens, paper and self-addressed stamped envelopes with them in their bag. You can always call the camp @ (631) 427-7630.

Please send mail to: Camper Full Name
NORTH SHORE HOLIDAY HOUSE
74 Huntington Road
Huntington, NY 11743

Directions:

-  Take L.I. Expressway (Route 495) to Exit 49N or Northern State Parkway to exit 40N (Route 110)
-  Continue North for about 6 Miles (Route 110 changes to New York Avenue)
-  Turn Left onto Main Street / NY-25A
-  Take the 3rd right onto West Neck Road (Citi Bank is on the right corner)
-  Continue for 3 miles and turn left onto Huntington Road
(if you see La Rue Drive on your right you've gone too far)
-  Continue for ½ a mile and see NSHH to your left, 74 Huntington Road
(if you reach Goose Hill Road you're about 0.1 miles too far)
-  Turn into the first or second driveway & park your car - you've arrived!

